

**COLLEGE OF EDUCATION
PLACEMENT REPORT
FALL 2016**

2015-16 Initial Completers (Traditional & Alternative)

Placement Charts

**Traditional & Non-Licensure
GILP & Mild Intervention
School Counseling & EPPSP**

Pie Charts

**Elementary Placement
Middle Secondary Placement
School Counseling Placement
EPPSP Placement**

Non Licensure Graduates information

Where are our Graduates going?

2015-2016 Traditional Initial Completers

This summary of traditional initial completers reflects notifications we have received to date.

Of those **licensed and seeking employment** we can report

100% placement or graduate school.

	Initial Preparers	Employed or Graduate School	Not Seeking Employment	No response * not licensed	Indiana Teaching Position	Indiana Public School Position	Indiana Non-Public School Position	Out of State Teaching Position	Out of State Public School Position	Out of State Non-Public School Position	Non-Educational Position	Graduate School
Elementary	33	33	0	0	27	24	3	6	5	1	0	0
Middle Secondary	28	27	0	1	22	22	0	3	1	2	2	0
English	3	3	0	0	3	3	0	0	0	0	0	0
Math	4	4	0	0	4	4	0	0	0	0	0	0
Music Ed	9	8	0	1	7	7	0	0	0	0	1	0
PE/Health	1	1	0	0	0	0	0	1	0	0	0	0
Science	4	4	0	0	3	3	0	1	1	1	0	0
Social Studies	6	6	0	0	4	4	0	1	1	1	1	0
Spanish	1	1	0	0	1	1	0	0	0	0	0	0
Total on Licensure Program	61	60	0	1	49	46	3	9	6	3	2	0

HMHSE-non licensure	13	10	0	3	Na	Na	Na	Na	Na	Na	4	6
Elementary	1	1	0	0	Na	Na	Na	Na	Na	Na	1	0
Middle Secondary	3	3	0	0	Na	Na	Na	Na	Na	Na	3	0
Total on Non-Licensure Program	17	14	0	3	Na	Na	Na	Na	Na	Na	8	6

GRAND TOTAL of COMPLETERS	78	74	0	4	49	46	3	9	6	3	10	6
----------------------------------	-----------	-----------	----------	----------	-----------	-----------	----------	----------	----------	----------	-----------	----------

2015 - 2016 Alternative Initial Completers

This summary of alternative initial completers reflects notifications we have received to date.

Of those licensed and seeking employment we can report 100% placement.

	Initial Preparers	Employed or Graduate School	Not Seeking Employment	No response * not licensed	Indiana Teaching Position	Indiana Public School Position	Indiana Non-Public School Position	Out of State Teaching Position	Out of State Public School Position	Out of State Non-Public School Position	Non-Educational Position	Graduate School
GILP	3	3	0	0	3	3	0	0	0	0	0	0
Mild Intervention	9	7	0	2	7	7	0	0	0	0	0	0
TOTAL	12	10	0	2	10	10	0	0	0	0	0	0

2015-2016 Traditional Masters Licensure Programs

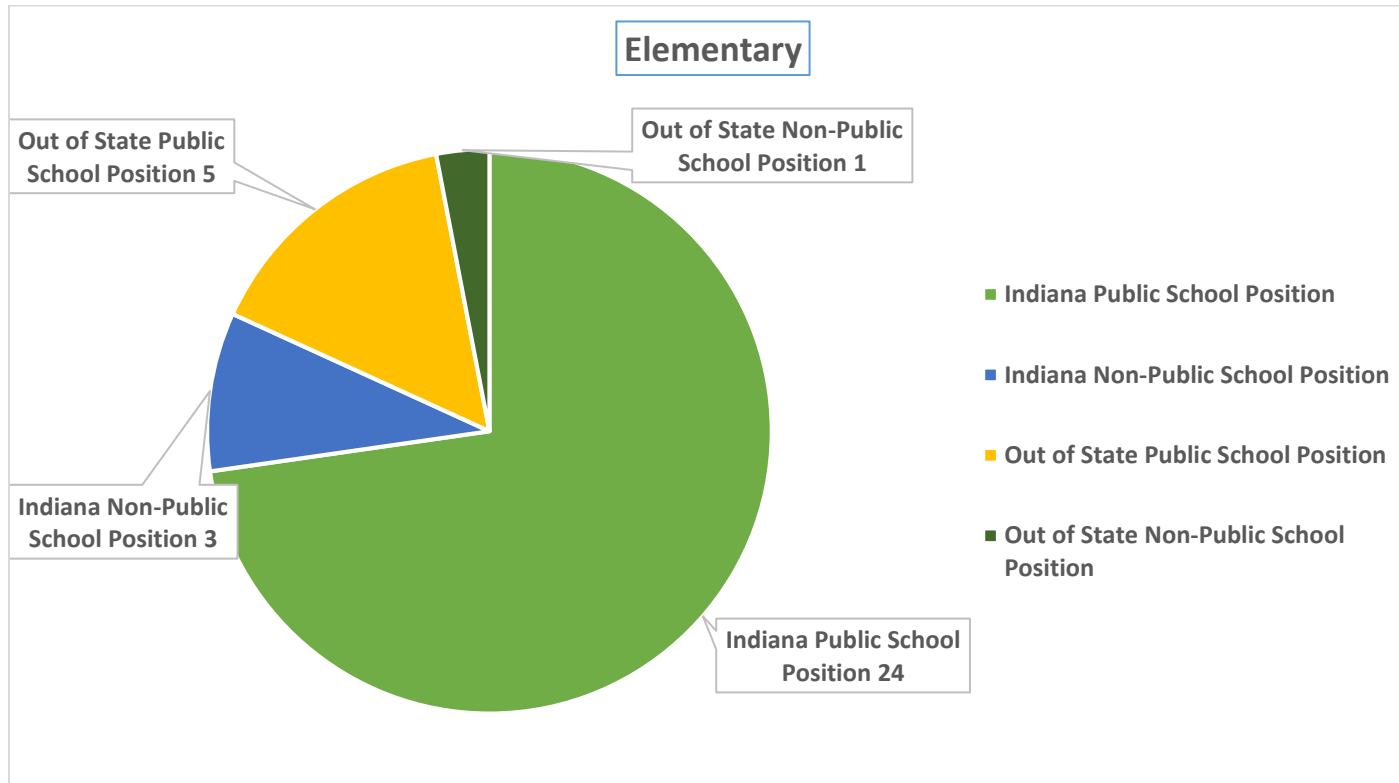
This summary of alternative initial completers reflects notifications we have received to date.

Of those licensed and seeking employment we can report 100% placement.

	Initial Preparers	Employed	Not Seeking Employment	No response * not licensed	Staying in current teaching position	School Counseling or Administration position	Indiana Public School Position	Indiana Non-Public School Position	Other
School Counseling	16	15	1	0	1	11	7	1	3
EPPSP	19	19	0	0	8	10	14	4	1
TOTAL	35	34	1	0	9	21	21	5	4

Initial Preparation Traditional Placements in Detail 2015-2016

Elementary Education (33)

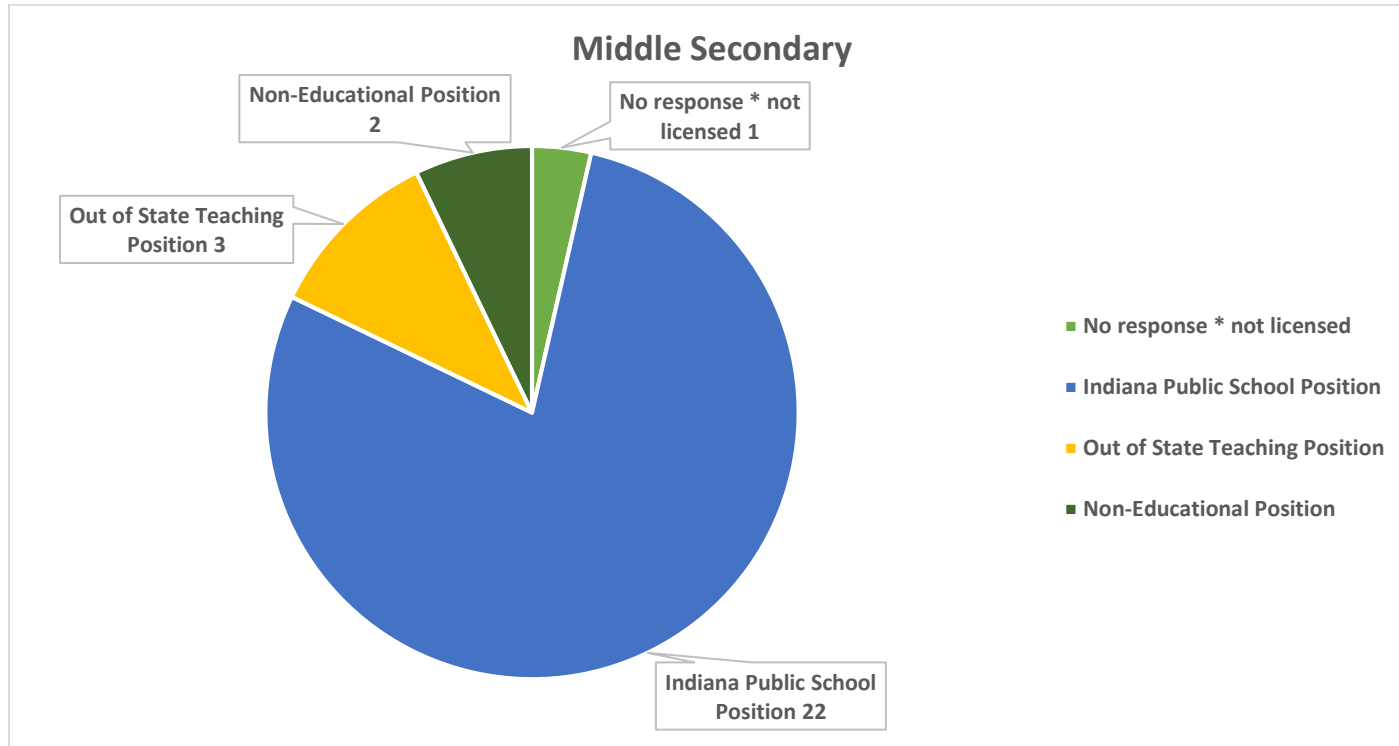


27 Teaching in Indiana
6 Teaching out of State

Initial Preparation Traditional Placements in Detail 2015-2016

Middle Secondary (28)

Includes HMHSE and Music Ed students



22 Teaching in Indiana

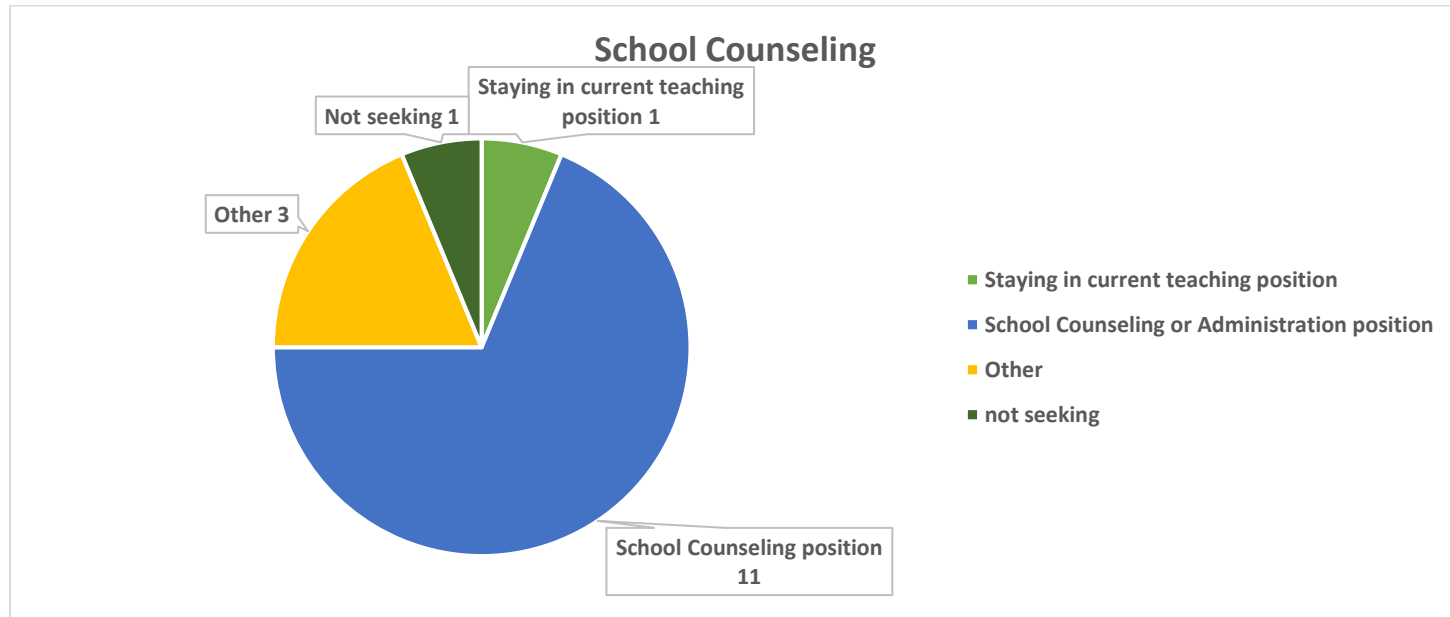
3 Teaching out of State

2 Non-Educational Position

1 No response *not licensed

Initial Preparation Traditional Placements in Detail 2015-2016

School Counseling (16)



11 School Counseling Positions

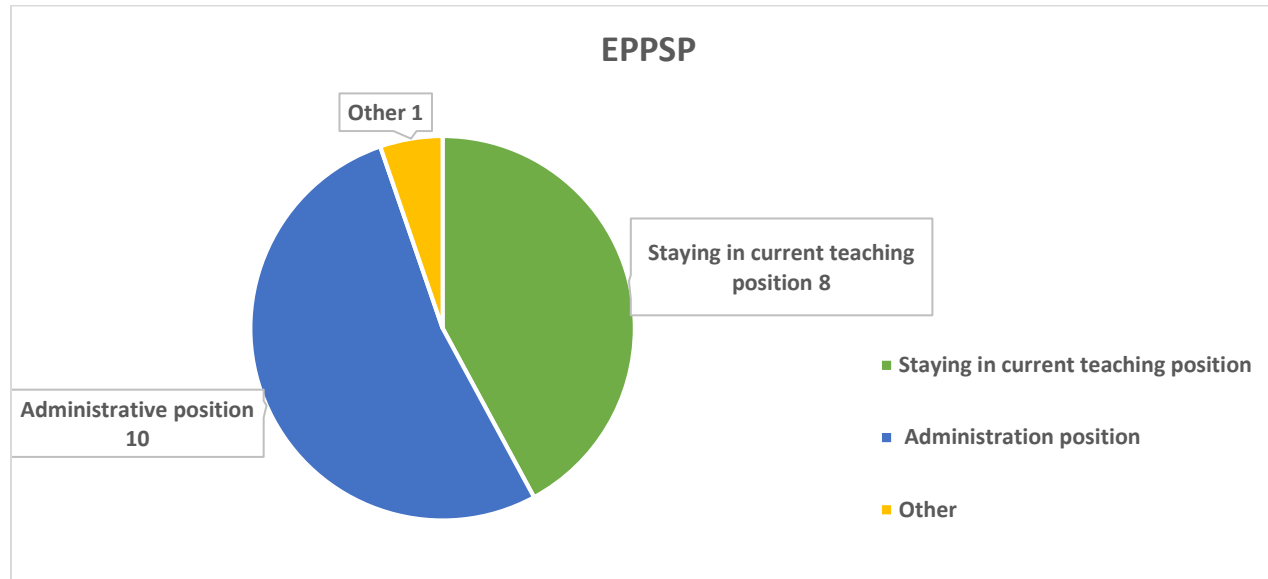
3 Other

1 Staying in their current teaching positions

1 not looking

Initial Preparation Traditional Placements in Detail 2015-2016

EPPSP (19)



10 Administrative positions

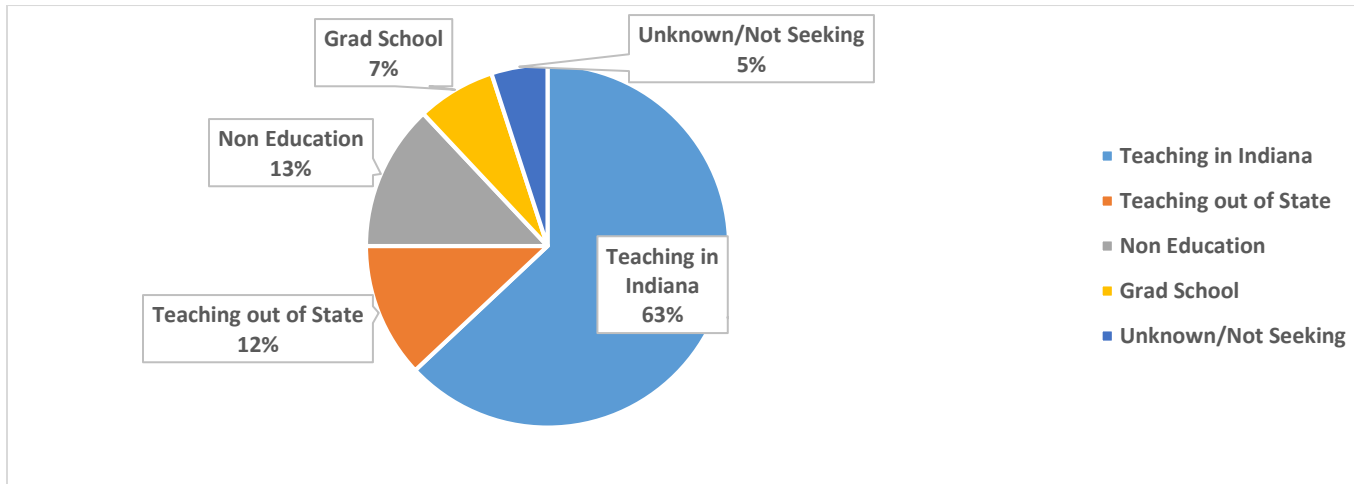
8 Staying in Current Teaching position

1 Other

Non-Licensure Graduates (18)

Elementary	Nanny in Indianapolis
English	relocated to Chicago
English	Director of Communications for Indiana Apartment Association
Math	Gaslight ,LLC Learning
PE/Health	no response
PE/Health	Hinkle Academy/METL
PE/Health	no response
PE/Health	Primetime Sports
PE/Health	Sterling Hot Yoga
PE/Health	Gap year/PT Grad School
PE/Health	PT Grad School/Chicago
PE/Health	no response
PE/Health	Gap year/PT Grad School
PE/Health	PT Grad School/Boston
PE/Health	training coordinator
PE/Health	YMCA @ CityWay
PE/Health	Grad School/Purdue

Where are our Graduates going? (Traditional elementary & middle/secondary completers)



Teaching Out of State (9)

