

**COLLEGE OF EDUCATION
PLACEMENT REPORT
FALL 2019**

2018-19 Initial Completers (Traditional & Alternative)

Placement Charts

Traditional & Non-Licensure

Pie Charts

Elementary Placement

Middle Secondary Placement

School Counseling Placement

EPPSP Placement

Non Licensure Graduates information

Where are our Graduates going?

2018-2019 Traditional Initial Completers

This summary of traditional initial completers reflects notifications we have received to date.
Of those **licensed and seeking employment** we can report **100% placement or graduate school**.

	Initial Preparers	Employed or Graduate School	Indiana Teaching Position	Indiana Public School Position	Indiana Non-Public School Position	Out of State Teaching Position	Out of State Public School Position	Out of State Non-Public School Position	Non-Teaching Position	No response
Elementary	40	37	31	25	6	6	3	3	0	3
Middle Secondary	24	22	12	12	0	6	6	0	4	2
English	4	3	2	2	0	0	0	0	1	1
Math	3	3	1	1	0	2	2	0	0	0
Music Ed	8	8	4	4	0	1	1	0	3	0
PE/Health	1	1	0	0	0	1	1	0	0	0
Science	2	2	0	0	0	2	2	0	0	0
Social Studies	3	3	3	3	0	0	0	0	0	0
Spanish/ENL	2	2	2	2	0	0	0	0	0	0
MI	1	0	0	0	0	0	0	0	0	1
Total on Licensure Program	64	59	43	37	6	12	9	3	4	5
HMHSE-non licensure	6	6	Na	Na	Na	Na	Na	Na	6	0
Elementary	1	1	Na	Na	Na	Na	Na	Na	1	0
Middle Secondary	1	1	Na	Na	Na	Na	Na	Na	1	0
Total on Non-Licensure Program	8	8	Na	Na	Na	Na	Na	Na	8	0
GRAND TOTAL of COMPLETERS	72	67	43	37	6	12	9	3	12	5

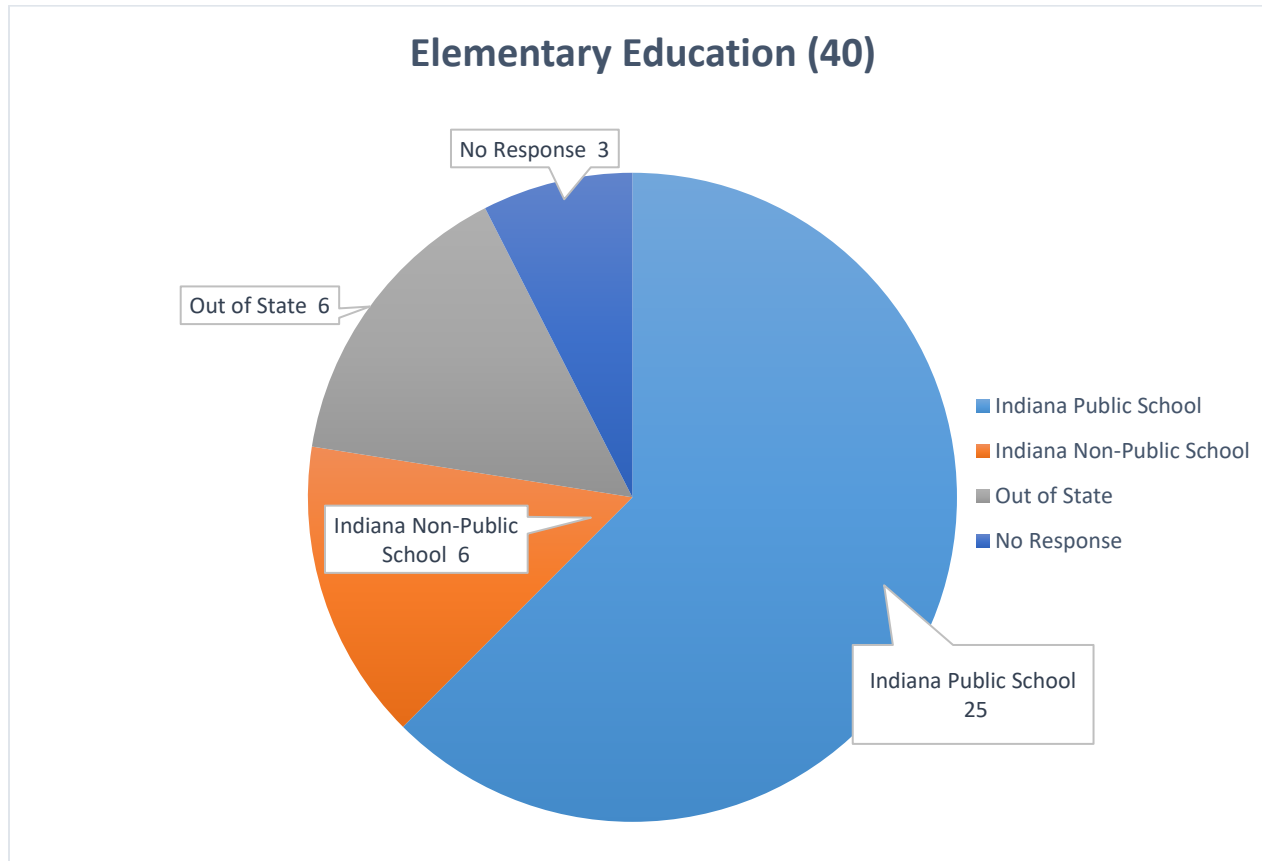
2018-2019 Traditional Masters Licensure Programs

This summary of alternative initial completers reflects notifications we have received to date.

Of those licensed and seeking employment we can report 100% placement.

	Initial Preparers	Employed	Not Seeking Employment	No response * not licensed	Staying in current teaching position	School Counseling or Administration position	Indiana Public School Position	Indiana Non-Public School Position	Other
School Counseling	19	15	1	3	0	13	11	0	3
EPPSP	23	23	0	0	18	4	3	1	1
TOTAL	42	38	1	3	18	17	14	1	4

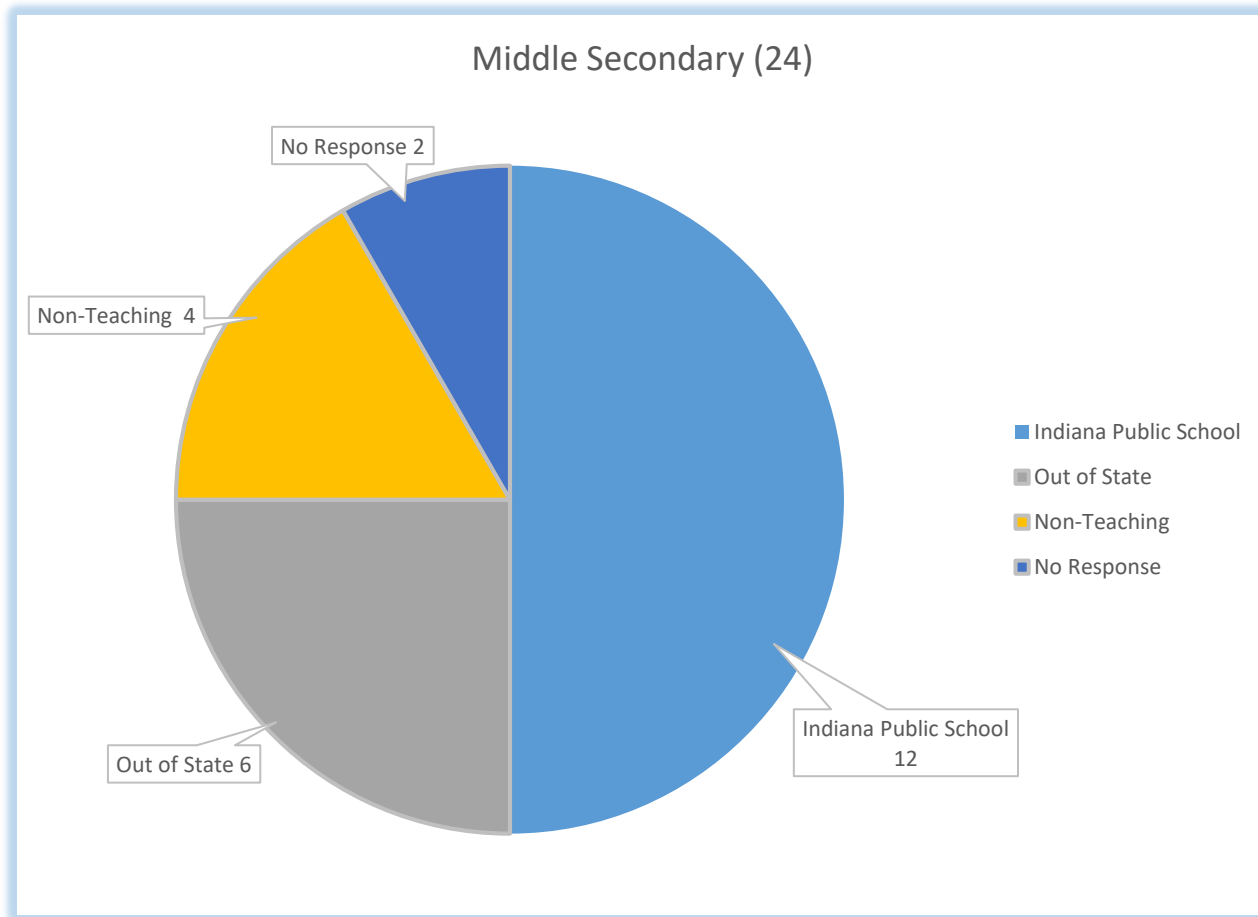
**Initial Preparation Traditional Placements in Detail 2018-2019
Elementary Education (40)**



31 Teaching in Indiana
6 Teaching out of State
3 No Response

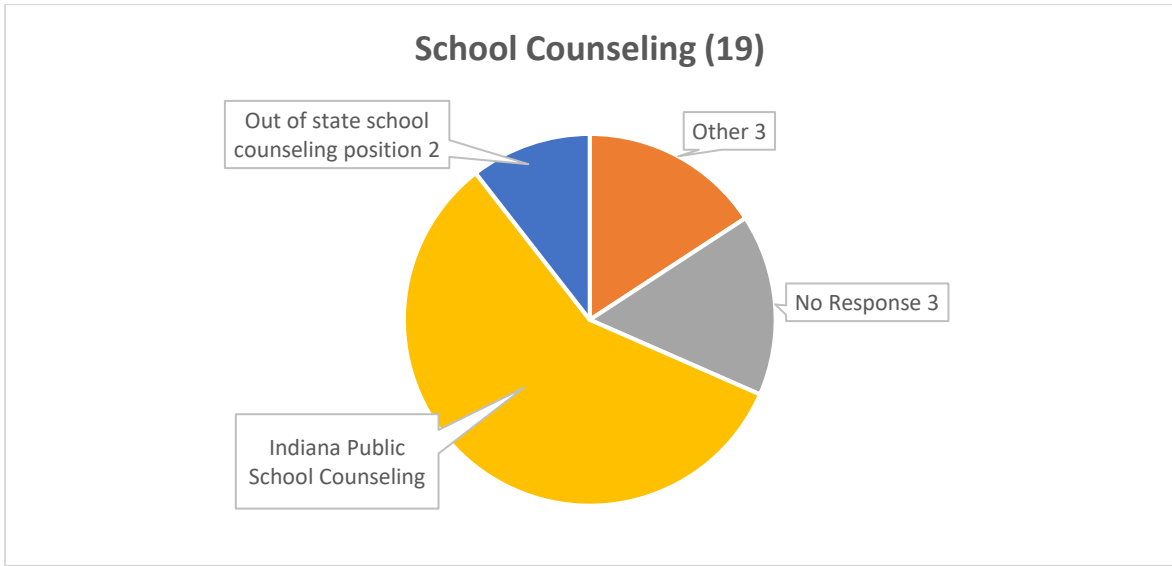
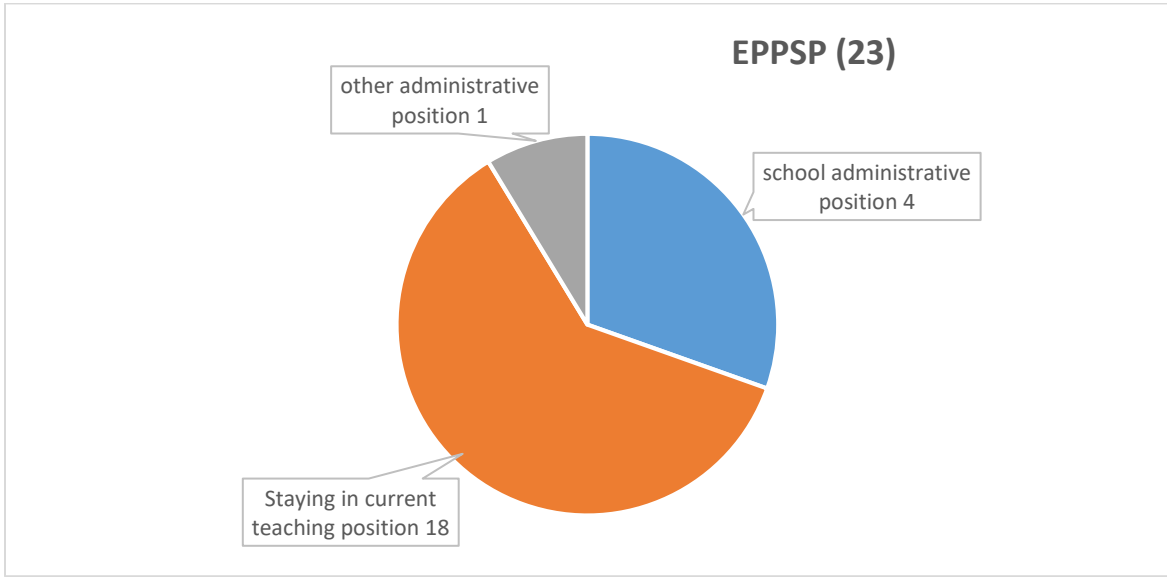
Initial Preparation Traditional Placements in Detail 2018-2019

Middle Secondary (24) Includes HMHSE and Music Ed students

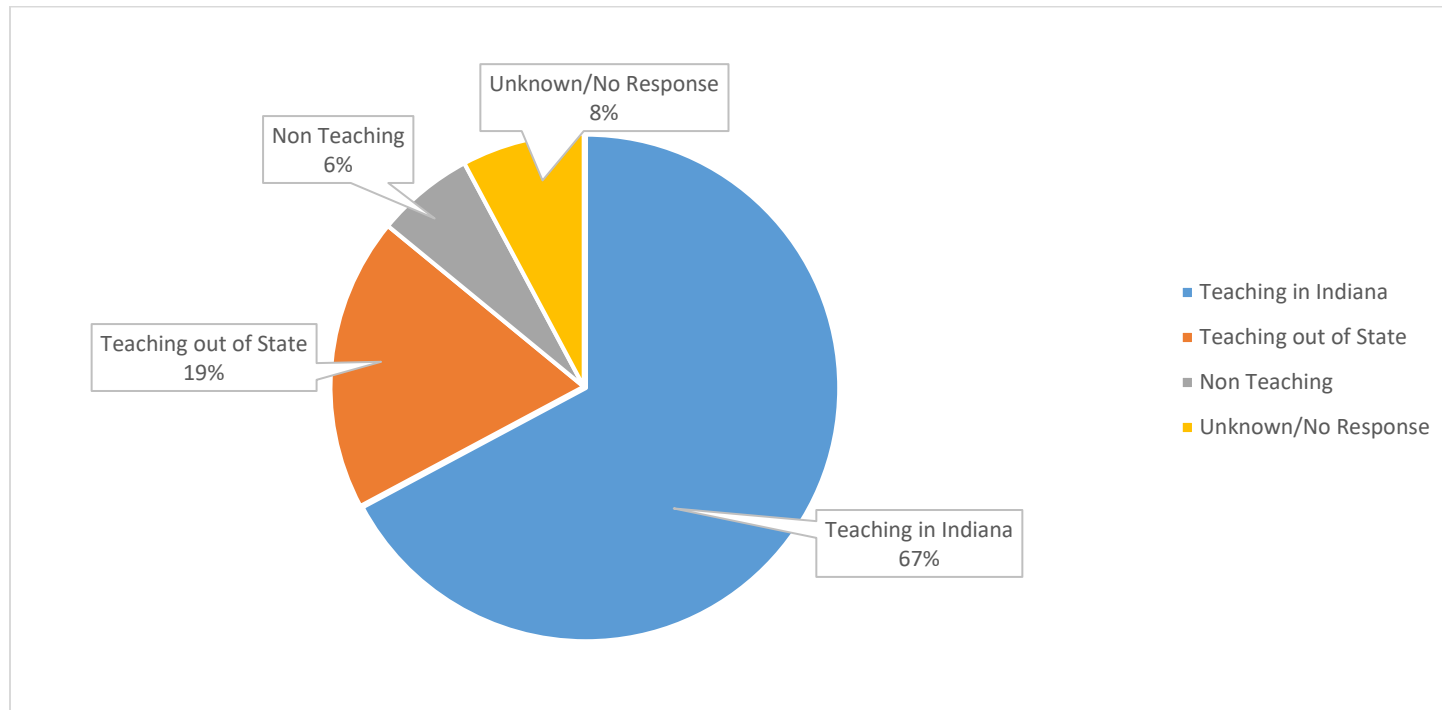


12 Teaching in Indiana
6 Teaching out of state
4 Non-Teaching
2 No Response

Masters Licensure Programs



**Where are our Graduates going?
(Traditional elementary & middle/secondary licensure program completers)**



Non-Licensure Graduates (8)

Graduate School (3) Admissions Counselor (1) Life Insurance Agent (1)
Rehab Technician (1) Parks/Recreation (2)

