

**COLLEGE OF EDUCATION  
PLACEMENT REPORT  
FALL 2018**

**2017-18 Initial Completers (Traditional & Alternative)**

**Placement Charts**

**Traditional & Non-Licensure  
School Counseling & EPPSP**

**Pie Charts**

**Elementary Placement  
Middle Secondary Placement  
School Counseling Placement  
EPPSP Placement**

**Non Licensure Graduates information**

**Where are our Graduates going?**

## 2017-2018 Traditional Initial Completers

This summary of traditional initial completers reflects notifications we have received to date.  
Of those licensed and seeking employment we can report **100% placement or graduate school.**

	Initial Preparers	Employed or Graduate School	Indiana Teaching Position	Indiana Public School Position	Indiana Non-Public School Position	Out of State Teaching Position	Out of State Public School Position	Out of State Non-Public School Position	Non-Teaching Position	No response
<b>Elementary</b>	<b>31</b>	<b>30</b>	<b>22</b>	<b>18</b>	<b>4</b>	<b>6</b>	<b>6</b>	<b>0</b>	<b>2</b>	<b>1</b>
<b>Middle Secondary</b>	<b>30</b>	<b>29</b>	<b>23</b>	<b>22</b>	<b>1</b>	<b>4</b>	<b>3</b>	<b>1</b>	<b>2</b>	<b>1</b>
English	7	7	6	5	1	1	1	0	0	0
Math	5	5	4	4	0	0	0	0	1	0
Music Ed	7	6	5	5	0	1	0	0	0	1
PE/Health	1	1	1	1	0	0	0	0	0	0
Science	1	1	1	0	0	0	0	0	0	0
Social Studies	8	8	6	6	0	1	0	1	1	0
French	1	1	0	0	0	1	1	0	0	0
<b>Total on Licensure Program</b>	<b>61</b>	<b>59</b>	<b>45</b>	<b>40</b>	<b>5</b>	<b>10</b>	<b>9</b>	<b>1</b>	<b>4</b>	<b>2</b>

HMHSE-non licensure	14	14	Na	Na	Na	Na	Na	Na	14	0
Elementary	0	0	Na	Na	Na	Na	Na	Na	0	0
Middle Secondary	1	1	Na	Na	Na	Na	Na	Na	1	0
<b>Total on Non-Licensure Program</b>	<b>15</b>	<b>15</b>	<b>Na</b>	<b>Na</b>	<b>Na</b>	<b>Na</b>	<b>Na</b>	<b>Na</b>	<b>15</b>	<b>0</b>

<b>GRAND TOTAL of COMPLETERS</b>	<b>76</b>	<b>74</b>	<b>45</b>	<b>40</b>	<b>5</b>	<b>10</b>	<b>9</b>	<b>1</b>	<b>19</b>	<b>2</b>
----------------------------------	-----------	-----------	-----------	-----------	----------	-----------	----------	----------	-----------	----------

## 2017-2018 Traditional Masters Licensure Programs

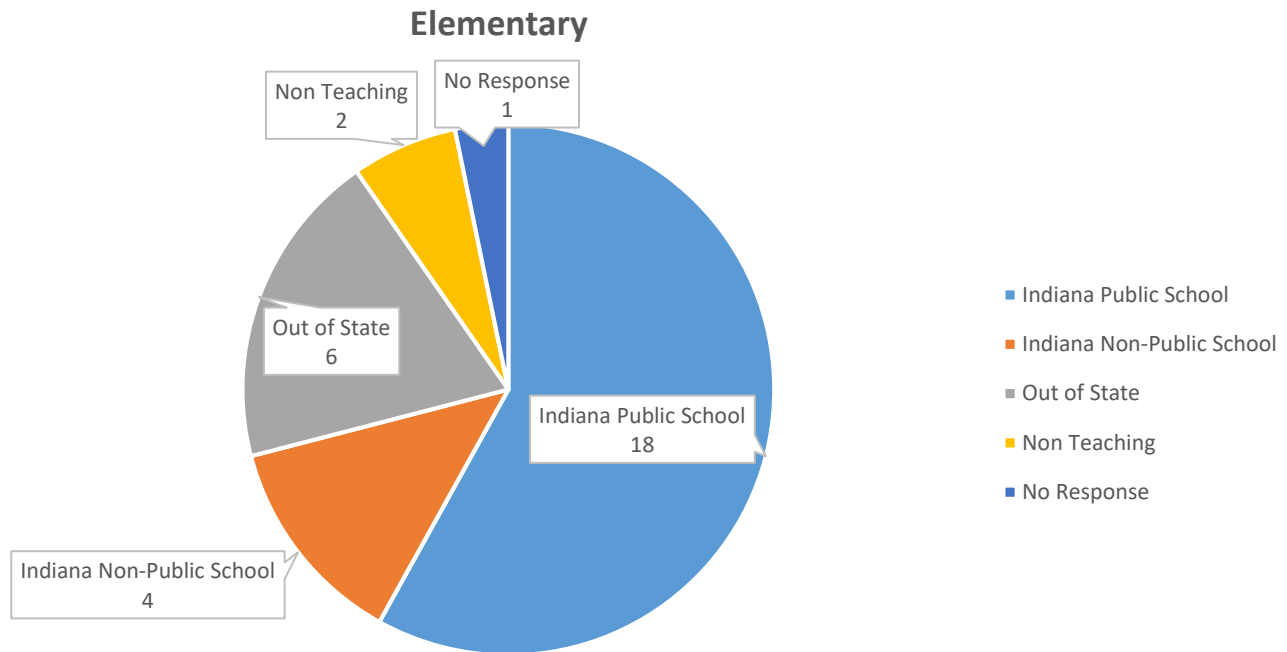
This summary of alternative initial completers reflects notifications we have received to date.

Of those licensed and seeking employment we can report 100% placement.

	Initial Preparers	Employed	Not Seeking Employment	No response * not licensed	Staying in current teaching position	School Counseling or Administration position	Indiana Public School Position	Indiana Non-Public School Position	Other
School Counseling	19	18	1	0	1	15	13	2	3
EPPSP	23	23	0	0	7	14	11	3	2
<b>TOTAL</b>	42	41	1	0	8	29	24	5	5

# Initial Preparation Traditional Placements in Detail 2017-2018

## Elementary Education (31)

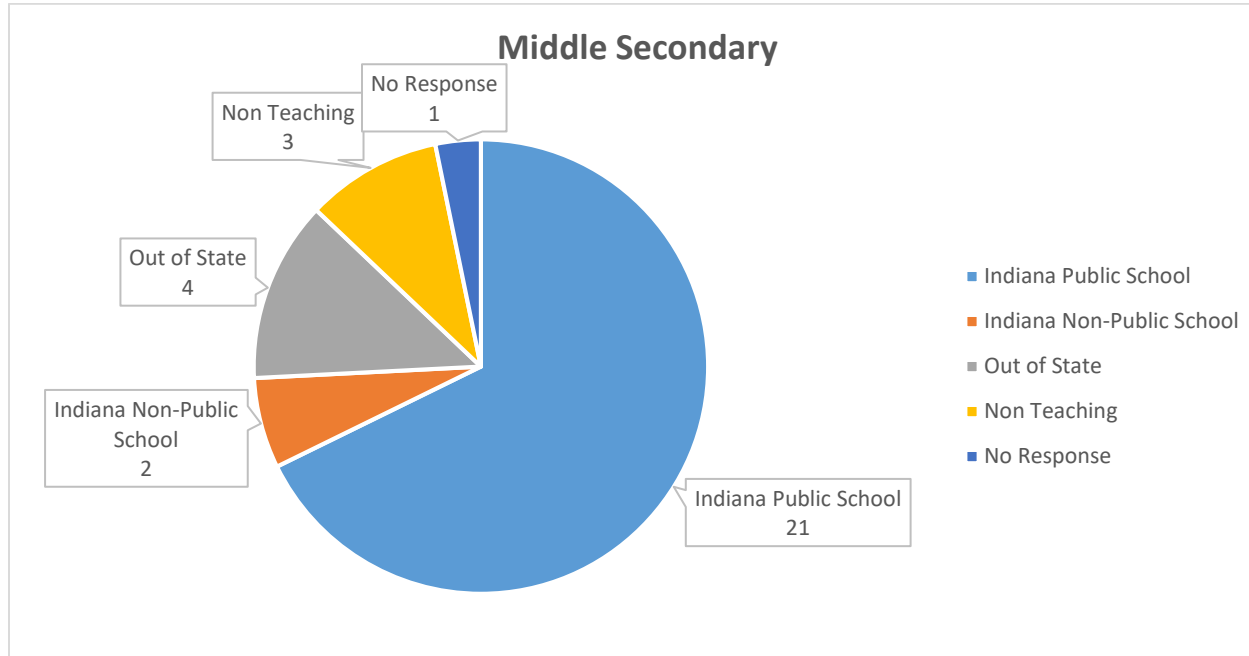


**22 Teaching in Indiana**  
**6 Teaching out of State**  
**2 Non-Teaching**  
**1 No Response**

## Initial Preparation Traditional Placements in Detail 2017-2018

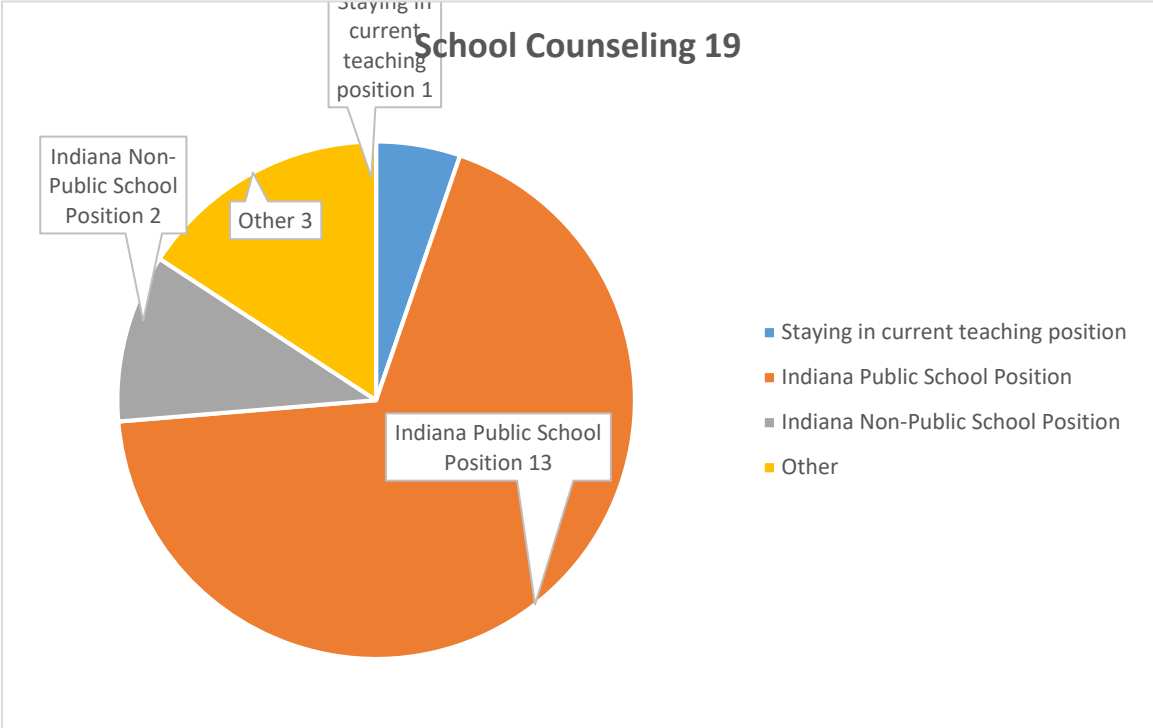
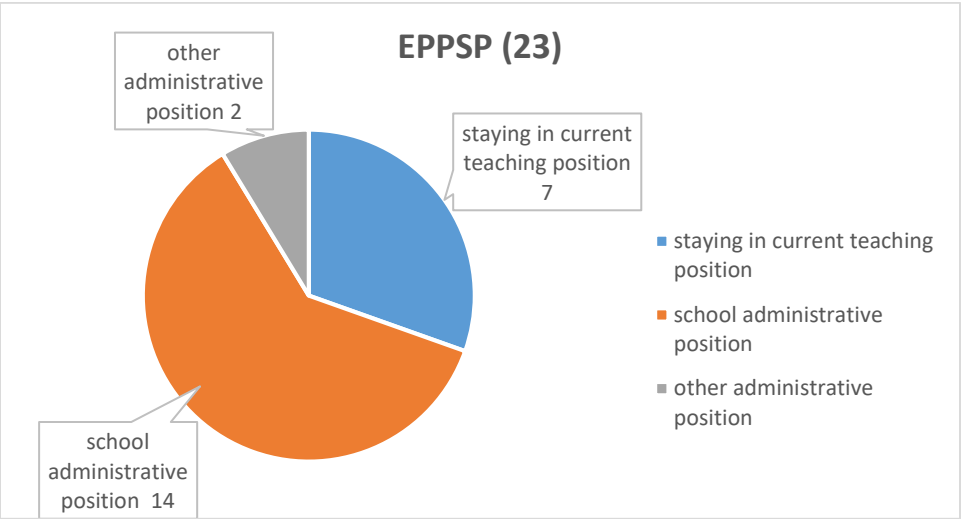
### Middle Secondary (30)

Includes HMHSE and Music Ed students

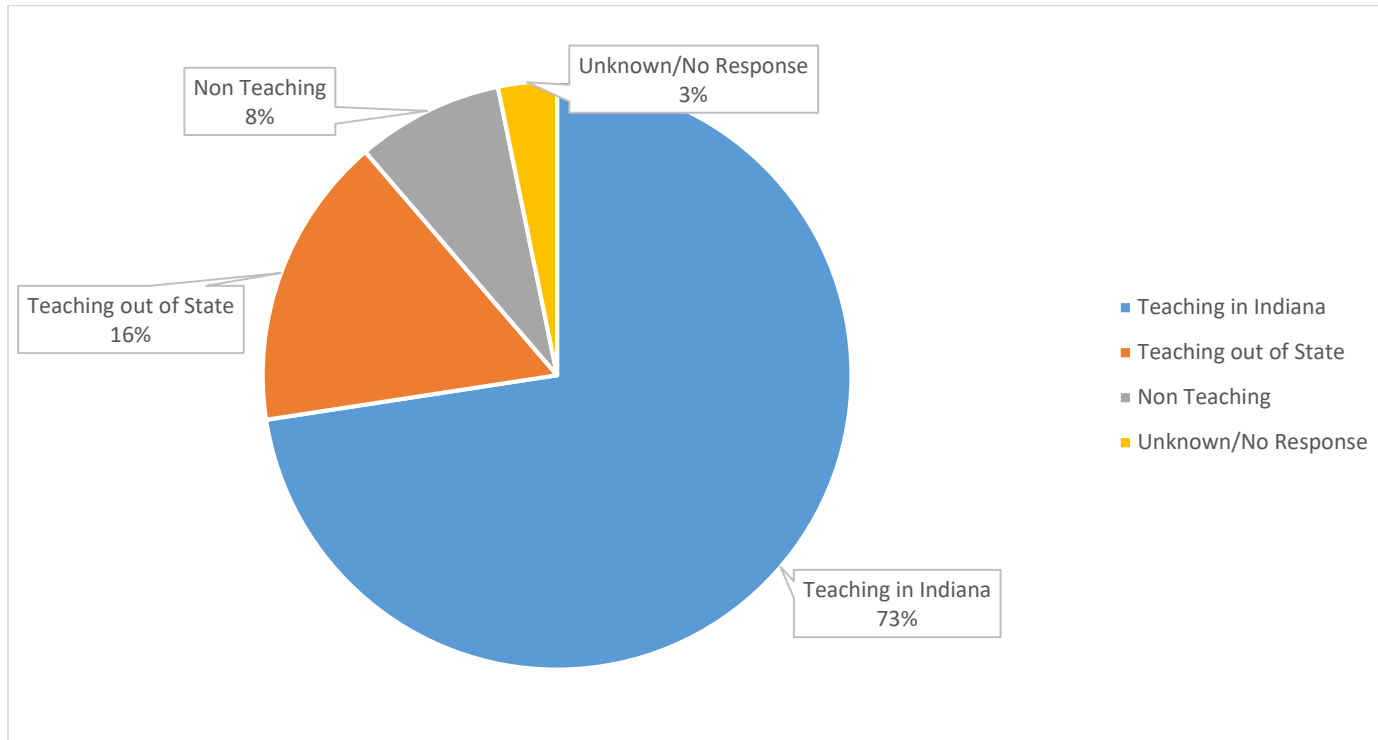


**23 Teaching in Indiana**  
**4 Teaching out of state**  
**3 Non-Teaching**  
**1 No Response**

# Traditional Masters Licensure Programs



**Where are our Graduates going?  
(Traditional elementary & middle/secondary licensure program completers)**



**Non-Licensure Graduates (15)**

Graduate School (6)  
Professional Baseball (2)  
International Basketball (1)

Coaching (4)  
Medical Assistant (1)  
Butler Athletic Department/Development (1)