

**COLLEGE OF EDUCATION
PLACEMENT REPORT
FALL 2017**

2016-17 Initial Completers (Traditional & Alternative)

Placement Charts

**Traditional & Non-Licensure
GILP & Mild Intervention
School Counseling & EPPSP**

Pie Charts

**Elementary Placement
Middle Secondary Placement
School Counseling Placement
EPPSP Placement**

Non Licensure Graduates information

Where are our Graduates going?

2016-2017 Traditional Initial Completers

This summary of traditional initial completers reflects notifications we have received to date.

Of those **licensed and seeking employment** we can report **100% placement or graduate school.**

	Initial Preparers	Employed or Graduate School	Indiana Teaching Position	Indiana Public School Position	Indiana Non-Public School Position	Out of State Teaching Position	Out of State Public School Position	Out of State Non-Public School Position	Non-Teaching Position	No response
Elementary	41	40	30	28	2	7	7	0	2	2
Middle Secondary	24	23	16	16	0	7	5	2	1	0
English	4	4	3	3	0	1	0	1	0	0
Math	4	4	1	1	0	3	3	0	0	0
Music Ed	4	4	4	4	0	0	0	0	0	0
PE/Health	2	1	1	1	0	0	0	0	1	0
Science	1	1	0	0	0	1	0	1	0	0
Social Studies	6	6	5	5	0	1	1	0	0	0
Spanish	3	3	2	2	0	1	1	0	0	0
Total on Licensure Program	65	63	46	44	2	14	12	2	3	2

HMHSE-non licensure	6	6	Na	Na	Na	Na	Na	Na	6	0
Elementary	1	1	Na	Na	Na	Na	Na	Na	1	0
Middle Secondary	1	1	Na	Na	Na	Na	Na	Na	1	0
Total on Non-Licensure Program	8	8	Na	Na	Na	Na	Na	Na	8	0

GRAND TOTAL of COMPLETERS	73	71	46	44	2	14	12	2	11	2
----------------------------------	-----------	-----------	-----------	-----------	----------	-----------	-----------	----------	-----------	----------

2016 - 2017 Alternative Initial Completers

This summary of alternative initial completers reflects notifications we have received to date.

Of those licensed and seeking employment we can report 100% placement.

	Initial Preparers	Employed or Graduate School	Not Seeking Employment	No response * not licensed	Indiana Teaching Position	Indiana Public School Position	Indiana Non-Public School Position	Out of State Teaching Position	Out of State Public School Position	Out of State Non-Public School Position	Non-Teaching Position	Graduate School
GILP	4	4	0	0	4	3	1	0	0	0	0	0
Mild Intervention	7	6	1	0	6	6	0	0	0	0	0	0
TOTAL	11	10	1	0	10	9	1	0	0	0	0	0

2016-2017 Traditional Masters Licensure Programs

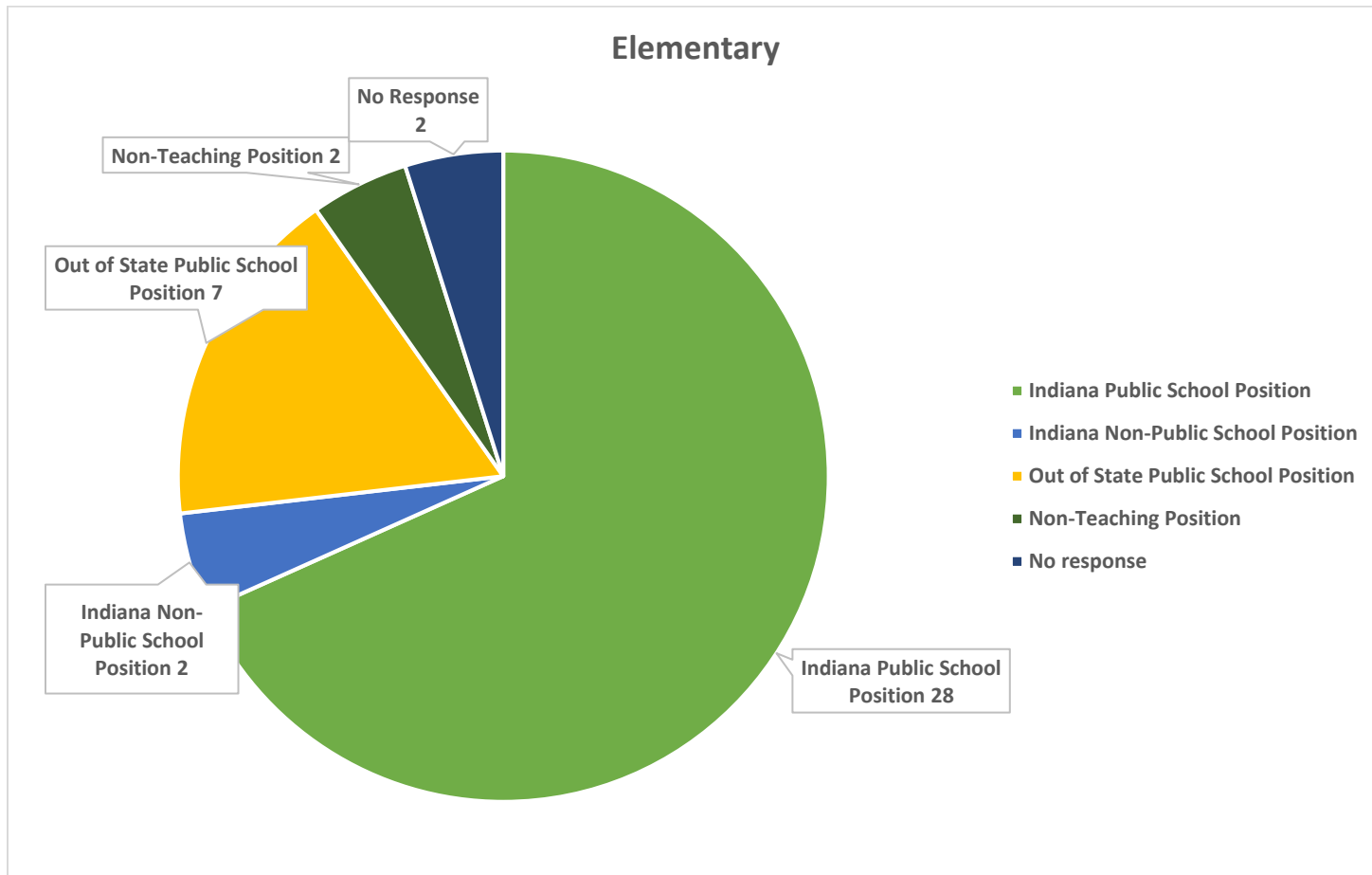
This summary of alternative initial completers reflects notifications we have received to date.

Of those licensed and seeking employment we can report 100% placement.

	Initial Preparers	Employed	Not Seeking Employment	No response * not licensed	Staying in current teaching position	School Counseling or Administration position	Indiana Public School Position	Indiana Non-Public School Position	Other
School Counseling	9	8	0	1	0	8	7	1	0
EPPSP	18	18	0	0	12	6	16	2	0
TOTAL	27	26	0	1	12	14	23	3	0

Initial Preparation Traditional Placements in Detail 2016-2017

Elementary Education (41)

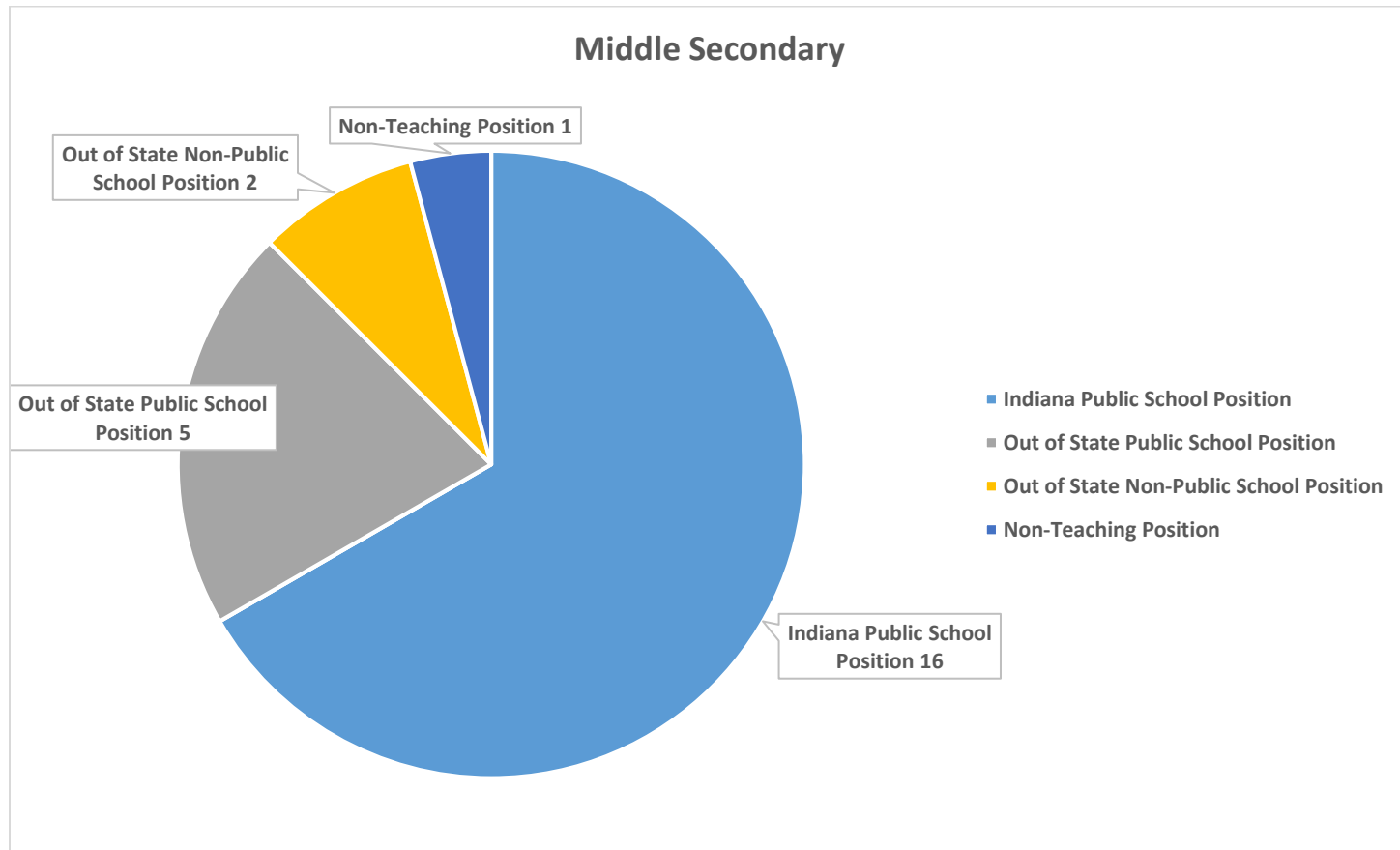


28 Teaching in Indiana
7 Teaching out of State
2 Non-Teaching: (not eligible for licensure)
1 No Response

Initial Preparation Traditional Placements in Detail 2016-2017

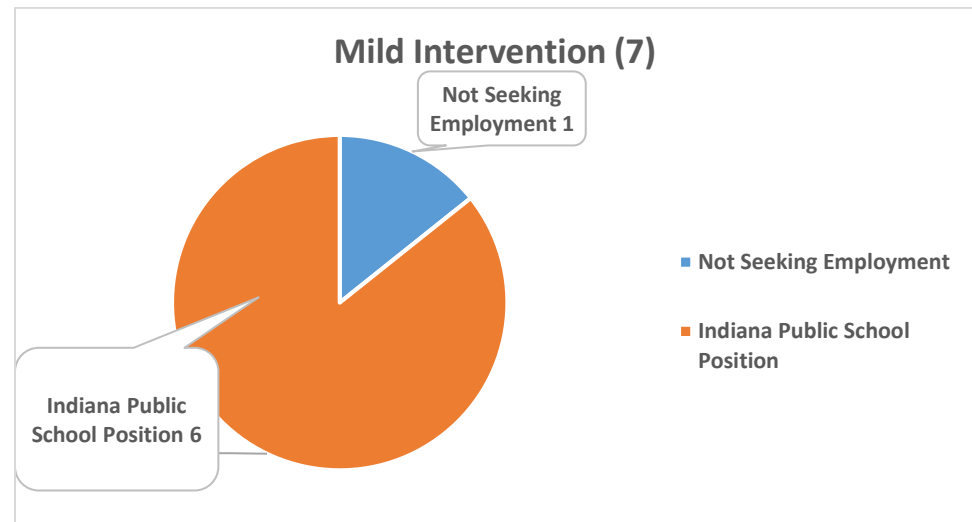
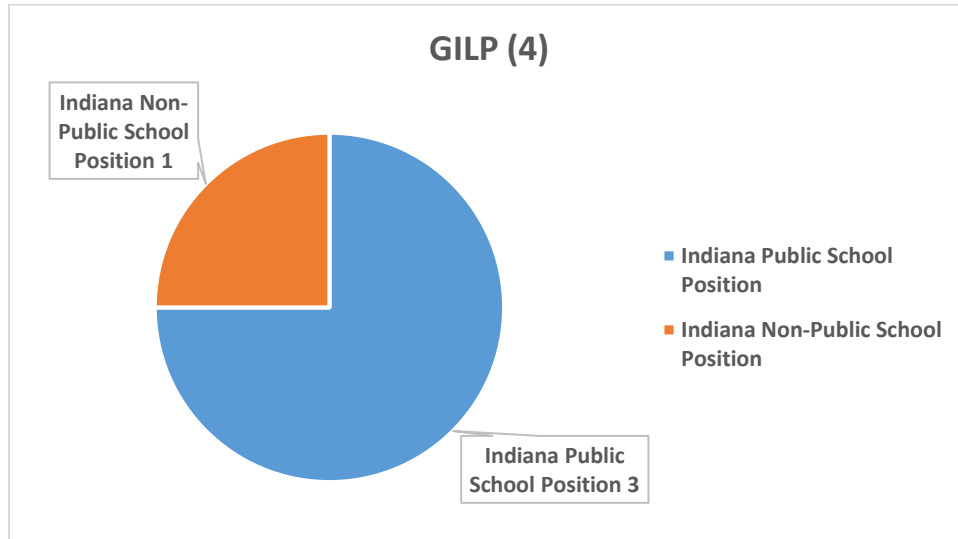
Middle Secondary (24)

Includes HMHSE and Music Ed students

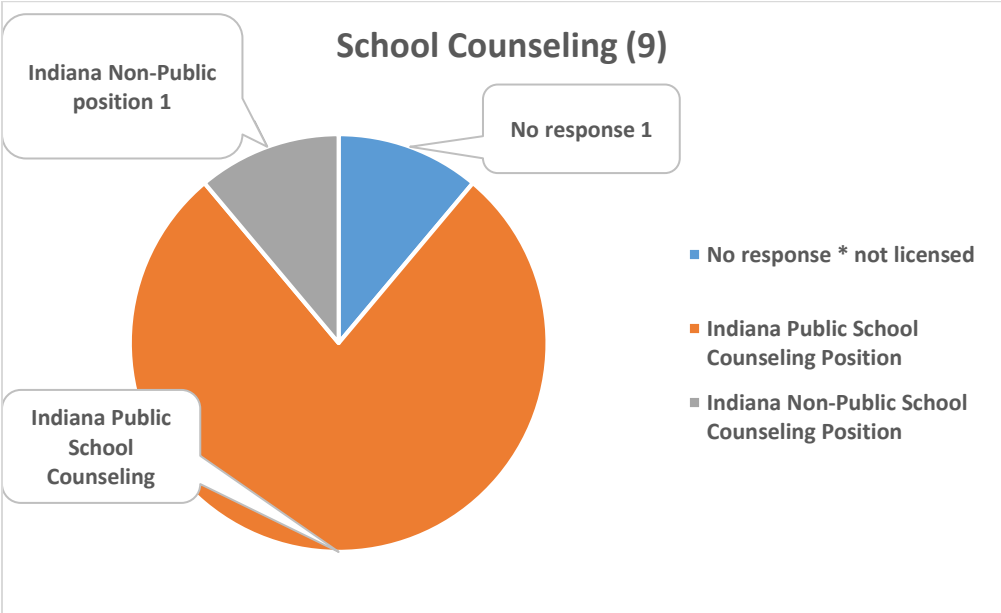
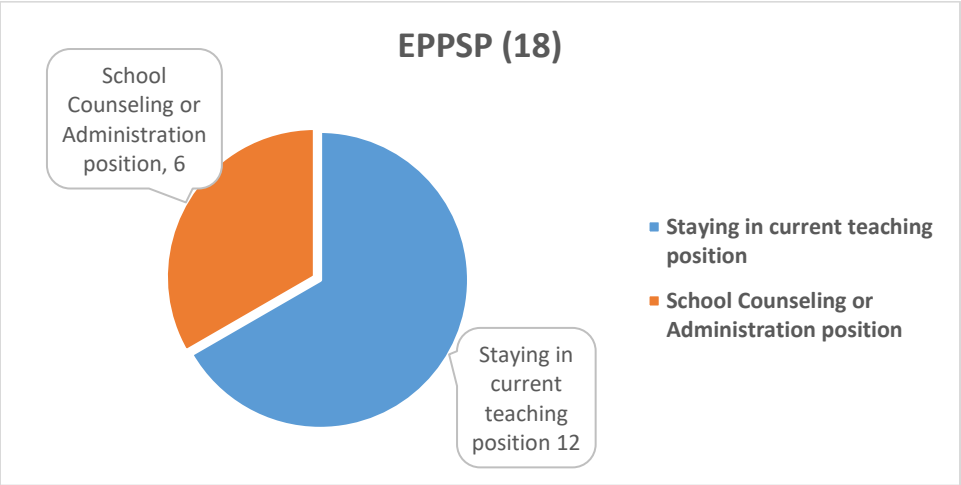


16 Teaching in Indiana
7 Teaching out of state
1 Non-Teaching

Alternative Initial Completers Placements in Detail 2016-2017



Traditional Masters Licensure Programs



Non-Licensure Graduates (8)

HMHSE	Colts Cheerleader
HMHSE	Marketing Division/Indianapolis Motor Speedway
HMHSE	Plymouth State University/DPT program
HMHSE	Marian-Grad School
HMHSE	Soccer Player-Indy Eleven
HMHSE	Marian-Nursing School
Spanish	Working for Youth Institute
Elementary	University of Denver Graduate School-Library Sciences

Where are our Graduates going? (Traditional elementary & middle/secondary licensure program completers)

