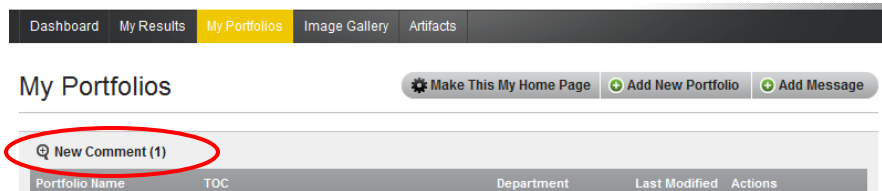


## ePortfolio: Viewing Comments in Chalk & Wire

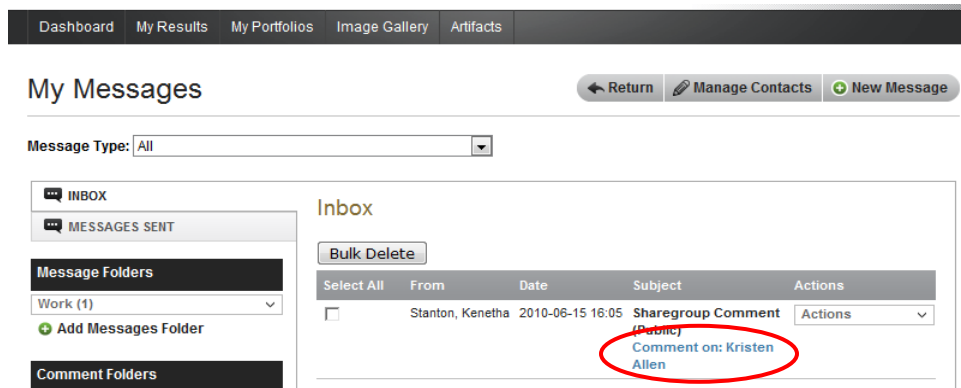
### To View Comments

After someone has commented on your portfolio, follow these steps to view comments within Chalk & Wire.

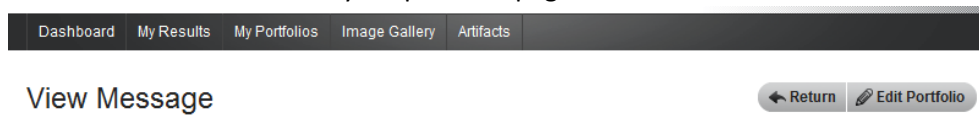
1. Click on the **My Portfolios** tab.
2. Click the **New Comment** link at the top of the portfolios table.



3. You will be redirected to your Messages. Click the **Comment on: (portfolio name)** link to view the comment.



4. Click **Edit Portfolio** to navigate to your page and make corrections or adjustments. You will see the comment at the bottom of your portfolio page.



### More Information

For access to additional information, tutorials and workshops, please visit the Center for Academic Technology website, <http://www.butler.edu/it/cat>, contact any Center for Academic Technology staff member at [training@butler.edu](mailto:training@butler.edu), or contact the Information Commons desk in Irwin Library at [infocommons@butler.edu](mailto:infocommons@butler.edu) or 940-9235.

### Creative Commons licensing



This quick guide is licensed under a [Creative Commons Attribution-Noncommercial-Share Alike 3.0 United States License](https://creativecommons.org/licenses/by-nc-sa/3.0/).